

Dulux AcraTex VENETIAN PLASTER MATT GLAZE

AU_DA02380

Part A	194-X2095
--------	-----------

Product Overview

DULUX AcraTex Venetian Plaster Matt Glaze is a clear water-based matt finish formulated on a 100% acrylic emulsion resin for application over DULUX AcraTex Venetian Plaster range.

Features And Benefits

- Water based
- Resists harsh environment (Interior / Exterior Use)
- Easy, safe and economical clean-up.
- Protects against staining, dirt pick-up, pollution & chemical attack.

Uses And Typical Specifications

Uses	DULUX AcraTex Venetian Plaster Matt Glaze is principally used for over-coating DULUX AcraTex Venetian Plaster but maybe used as a other Dulux AcraTex coating systems. The product has also been widely used over brick & stone work as a protective clear coating.																																												
Typical Systems	<p>Typical System Venetian Plaster Marmorino Fine with Matt Glaze to Off Form Concrete</p> <p>Preparation Guide Refer to Specification Sheet</p> <table border="1"> <thead> <tr> <th>Coat</th> <th>Product</th> <th>Spread Rate (m²/L)</th> <th>WFT (micron)</th> <th>DFT (micron)</th> </tr> </thead> <tbody> <tr> <td>Primer</td> <td>VENETIAN PLASTER QUARTZ PRIMER</td> <td>8</td> <td>125</td> <td>54</td> </tr> <tr> <td>Prep Coat</td> <td>VENETIAN PLASTER MARMORINO NATURALE</td> <td>2.75</td> <td>363</td> <td>225</td> </tr> <tr> <td>1st Coat</td> <td>VENETIAN PLASTER MARMORINO FINE</td> <td>3.7</td> <td>270</td> <td>168</td> </tr> <tr> <td>2nd Coat</td> <td>VENETIAN PLASTER MARMORINO FINE</td> <td>4.72</td> <td>211</td> <td>131</td> </tr> <tr> <td>3rd Coat</td> <td>VENETIAN PLASTER MATT GLAZE</td> <td>9.7</td> <td>103</td> <td>35</td> </tr> <tr> <td>4th Coat</td> <td>VENETIAN PLASTER MATT GLAZE</td> <td>9.7</td> <td>103</td> <td>35</td> </tr> <tr> <td colspan="4">Minimum System DFT</td> <td>648</td> </tr> </tbody> </table>					Coat	Product	Spread Rate (m ² /L)	WFT (micron)	DFT (micron)	Primer	VENETIAN PLASTER QUARTZ PRIMER	8	125	54	Prep Coat	VENETIAN PLASTER MARMORINO NATURALE	2.75	363	225	1st Coat	VENETIAN PLASTER MARMORINO FINE	3.7	270	168	2nd Coat	VENETIAN PLASTER MARMORINO FINE	4.72	211	131	3rd Coat	VENETIAN PLASTER MATT GLAZE	9.7	103	35	4th Coat	VENETIAN PLASTER MATT GLAZE	9.7	103	35	Minimum System DFT				648
Coat	Product	Spread Rate (m ² /L)	WFT (micron)	DFT (micron)																																									
Primer	VENETIAN PLASTER QUARTZ PRIMER	8	125	54																																									
Prep Coat	VENETIAN PLASTER MARMORINO NATURALE	2.75	363	225																																									
1st Coat	VENETIAN PLASTER MARMORINO FINE	3.7	270	168																																									
2nd Coat	VENETIAN PLASTER MARMORINO FINE	4.72	211	131																																									
3rd Coat	VENETIAN PLASTER MATT GLAZE	9.7	103	35																																									
4th Coat	VENETIAN PLASTER MATT GLAZE	9.7	103	35																																									
Minimum System DFT				648																																									

Precautions And Limitations

To ensure colour uniformity and for optimum performance, Dulux recommend a full coating system including a top coat/s.
 For ALL systems the Texture &/or Base Coat should be tinted in accordance with AcraTex Tint Guide to the specified top coat colour (or a colour as close as possible to the specified colour as product and tint rules allow). **IMPORTANT:** Not all colours are suitable for exterior use. This product data sheets is to be read in conjunction with DULUX specification.
 Ensure that you have adequate tinted stock to complete the job in one application. All material must be thoroughly cross-mix to ensure tint uniformity. It is recommended to hold a volume of finish material for future maintenance touch-ups

Practical spreading rates will vary from quoted theoretical figures depending on substrate porosity, surface roughness, overspray losses, application methods and environmental conditions (e.g. wind).

All preparation and painting must conform to AS2311: The Painting of Buildings
 At Commencement of coating system application, to the substrate it shall be deemed that the Applicator has certified that the surface which the coating/s is to be applied to, is fit to receive the specified coating(s) system.

Do not apply paint if Relative Humidity is above 85% or temperature is within 3°C of Dew Point.
 Do not apply if the surface temperature is greater than 40°C or below 10°C, or likely to fall below 10°C during the application or drying period.
 Dry times apply to a single coat at recommended spread rate and at 25°C and 50% Relative Humidity
 Allow longer times under cool, moist, or still conditions and or when applied at high film builds.
 Protect from dew, rain and frost for 48 hours when apply at the recommended spread rate.
 Avoid application in hot, windy conditions or on hot surfaces cool the surface by hosing with water and paint the cool damp surface.

Application techniques should be adjusted to achieve the recommended DFT and finishing standard.
 To avoid "Picture Framing" of texture topcoats "wet on wet" cutting in & coating technique is recommended or apply multiple coats thinning the first coat.

The coastal area is considered a marine environment and as such salt potentially can shorten the life of the coating systems. Care needs to be taken to wash down all areas twice. Once to remove surface contaminants, and raise salts to the surface and then secondly to remove these salts. Due to the locality, weather conditions and lag time between applications of the coating system it may require the need to wash again, between coats.

When the Applicator is preparing the site sample for approval he should advise the Project Superintendent if the substrate condition is not of sufficient standard to produce the specified finish.





Where possible avoid dark colours - these will give raise to much higher surface temperature that may cause addition thermal stress and cooling demand to the building envelope and/ or require extra engineering considerations (greater building costs).
 Consult Dulux on the potential to use InfraCOOL Heat Reflective Coatings.
 A DULUX warranty can be provided on request, when the FULL AcraTex system including a membrane topcoat/s is applied by a DULUX AcraTex trained applicator, according to specification, & at the specified spreading rates, & to the surface preparation details described in the DULUX AcraTex Specification Manual.
 The dynamics of the substrate is outside the control of Dulux Australia and as such joint deformation or cracking is excluded from warranty terms.
 Colour change is a natural part of a coating weathering and is excluded from warranty terms
 Refer warranty document for full terms and conditions..

Fungi and Algae can exist on virtually any surface (even glass) provided the right conditions for growth are met.
 Visible growth on painted surfaces is typically caused by contaminants present together with the presence of high enough levels of moisture to support growth. Agents in paints become ineffective where they cannot "touch" the growth source (eg where growth emanates from deposits on the film).
 Additionally the active agents are "consumed" in the process such that protection is time limited where conditions support ongoing growth performance is greatly improved with the inclusion of a membrane Top coat like Dulux AcraTex AcraShield Advance, Elastomeric 201 or AcraSkin.
 Refer: <http://www.dulux.com.au/specifier/our-brands/dulux-acratex/more-than-just-render>

The exterior texture coatings should be cleaned on a regular basis. This will help maintain your overall aesthetic appearance and preserve your AcraTex Texture coating system. Cleaning once every year will remove light soil as well as grime and airborne pollutants refer Dulux AcraTex Care & Maintenance Guide. Refer <http://www.dulux.com.au/specifier/our-brands/dulux-acratex/acratex-care-and-maintenance>

Performance Guide

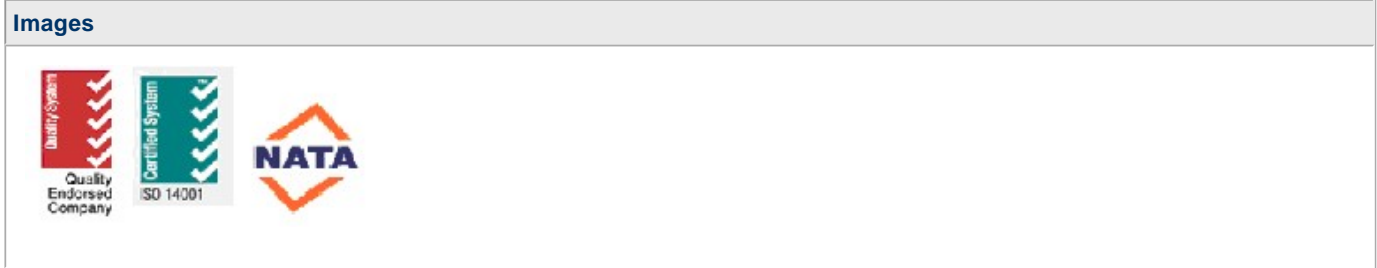
Weather	Excellent resistance to cracking and flaking as the topcoat of a full system.	Salt	Resists salt spray.
Heat Resistance	Up to 90C (dry).	Water	Contributes to outstanding moisture barrier properties of full texture systems.
Solvent	Resists alcohol and aliphatic hydrocarbons. Sensitive to other stronger solvents.	Abrasion	Very good resistance to abrasion.
Acid	Resists dilute acids.	Alkali	Resists dilute alkali.

Typical Properties																											
V.O.C Content	< 46 g/L untinted	Clean Up	Clean up water Clean all equipment with water after use.																								
Meets GBCA VOC Requirement?	N/A																										
Application Method	    Air Spray Brush Roller Pad																										
Application Conditions	<table border="1"> <thead> <tr> <th>Solids By Volume</th> <th>34</th> <th></th> <th></th> </tr> <tr> <th></th> <th>Min</th> <th>Max</th> <th>Recommended</th> </tr> </thead> <tbody> <tr> <td>Wet Film Per Coat (microns)</td> <td>88</td> <td>103</td> <td>88</td> </tr> <tr> <td>Dry Film Per Coat (microns)</td> <td>30</td> <td>35</td> <td>30</td> </tr> <tr> <td>Recoat Time (min)</td> <td>2 Hours</td> <td>Indefinite</td> <td></td> </tr> <tr> <td>Theoretical Spread Rate (m²/L)</td> <td>11.3</td> <td>9.7</td> <td>11.3</td> </tr> </tbody> </table>			Solids By Volume	34				Min	Max	Recommended	Wet Film Per Coat (microns)	88	103	88	Dry Film Per Coat (microns)	30	35	30	Recoat Time (min)	2 Hours	Indefinite		Theoretical Spread Rate (m ² /L)	11.3	9.7	11.3
Solids By Volume	34																										
	Min	Max	Recommended																								
Wet Film Per Coat (microns)	88	103	88																								
Dry Film Per Coat (microns)	30	35	30																								
Recoat Time (min)	2 Hours	Indefinite																									
Theoretical Spread Rate (m ² /L)	11.3	9.7	11.3																								

Application Guide	
Surface Preparation	<ul style="list-style-type: none"> Ensure the surface is clean, dry, and free of all contaminants. DULUX AcraTex Venetian Plaster finishes should be aged for 3 weeks and of uniform colour and texture. Ensure adequate masking is used to protect adjacent surfaces.
Application Procedure And Equipment	<ul style="list-style-type: none"> Brush, Roller or airless spray. 2 coats are recommended. Product should be thoroughly mixed before use. DULUX AcraTex Venetian Glaze is applied in a similar manner to normal paints using roller or airless spray. A 10-15mm nap roller is used depending on the type of texture to be overcoated lay off frequently. Typical airless spray set up: Graco Ultra 500,695 or 795 using 0.011-0.013 spray tip at approx. 1000 psi. <p>Surface Preparation Ensure the surface is clean, dry, and free of all contaminants. DULUX AcraTex 951 Quartzcoat or Sienna finishes should be dry and of uniform colour and texture. Areas lean in aggregate should be made flush to their surrounding surfaces. Ensure adequate masking is used to protect adjacent surfaces.</p>

Health And Safety			
MSDS Number	DLX002882	Using Safety Precautions	Wear eye protection and when spraying wear a dust mask.
MSDS Link	https://go.lupinsys.com/duluxgroup/harms/public/materials/10b08e8f6251775a838829e7865823d8-published/individual		
Health Effects	For detailed information refer to the current Material Safety Data sheet available through Dulux Sales and Customer Service Offices 132377 AUS. Health Effects: Splashes to the eye may cause eye irritation. For detailed information refer to the current Material Safety Data sheet available through Dulux Sales and Customer Service Offices 132377 AUS. Health Effects: Splashes to the eye may cause eye irritation.	Protective Equipment	When spraying, inhalation of mists may produce respiratory irritation.
Storage	0		
In the case of emergency, please call 1800 033 111			

Transport And Storage			
Pack A	194-X2095	Shipment Name	Not dangerous goods.; No special transport requirements.
Size	15 Litre	Weight	16 Kg
Flash Point	NA	UN Number	NA
Dangerous Goods Class	NA	Package Group	NA



Disclaimer
Dulux, Selleys and Other marks followed by ® are registered trademarks. Marks followed by the symbol of ™ are trademarks.

The data provided within the Duspec system is correct at the time of publication, however it is the responsibility of those using this information to check that it is current prior to specifying or using any of these coating/product systems.
 DISCLAIMER: Any advice, recommendation, information, assistance or service provided by any of the divisions of DuluxGroup (Australia) Pty Ltd or its related entities (collectively, DuluxGroup) in relation to goods manufactured by it or their use and application is given in good faith and is believed by DuluxGroup to be appropriate and reliable. However, any advice, recommendation, information, assistance or service provided by DuluxGroup is provided without liability or responsibility PROVIDED THAT the foregoing shall not exclude, limit, restrict or modify the right entitlements and remedies conferred upon any person or the liabilities imposed upon DuluxGroup by any condition or warranty implied by Commonwealth, State or Territory Act or ordinance void or prohibiting such exclusion limitation or modification. Coating/product systems can be expected to perform as indicated on the Duspec Spec Sheet so long as applications and application procedures of the individual products are followed as recommended on the appropriate Product data Sheet. "DuluxGroup" "Dulux" "Selleys" "Berger" "Berger Gold Label" "Hadrian" "Walpamur" "Levene" "AcraTex" and Other marks followed by ® are registered trademarks of DuluxGroup (Australia) Pty Ltd ABN 67 000 049 427. Marks followed by the symbol ™ are trademarks.

Please note that this document is only valid for 60 days from the date of issue.
 DuluxGroup (Australia) Pty Ltd 1956 Dandenong Road, Clayton, Victoria 3168 AU ABN 67 000 049 427